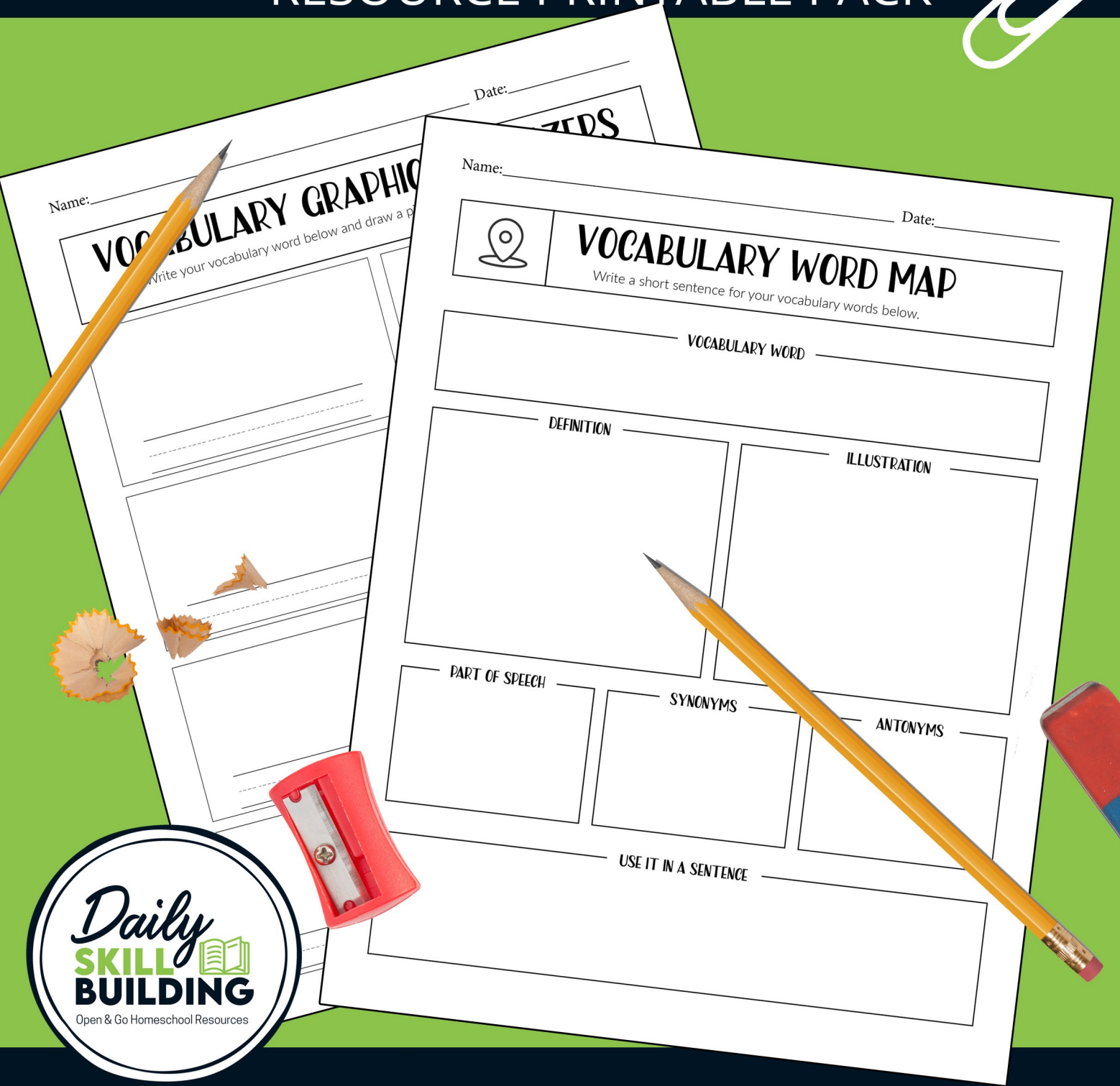


# VOCABULARY

## RESOURCE PRINTABLE PACK



Vocabulary Definition List | Sentence Builders  
Graphic Organizers | Word Maps, & More!



©2020, [Daily Skill Building](#)

Cover Design: Richele McFarlin, [Pretty Perfect Printables](#)

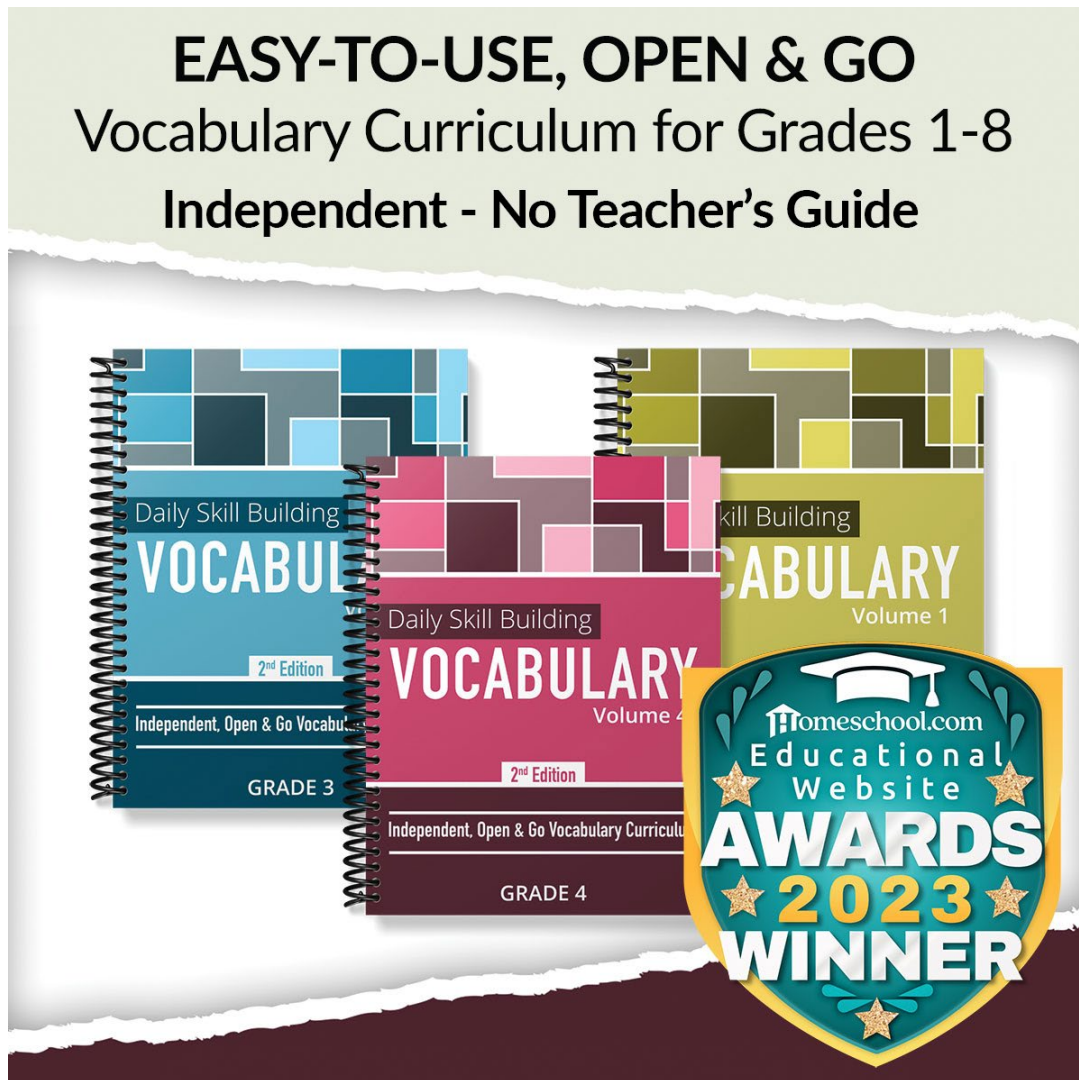
All rights reserved. No part of this work may be reproduced or distributed in any form by any means—graphic, electronic, or mechanical, including photocopying, recording, taping, or storing in information storage or retrieval systems—without the prior written permission from the publisher.

Original purchaser is granted permission to print copies for use within his or her immediate family only. For co-op licenses, please email [support@dailyskillbuilding.com](mailto:support@dailyskillbuilding.com).

# Daily Skill Building: Vocabulary

Easy-to-Use, Open & Go Curriculum for Grades 1-8


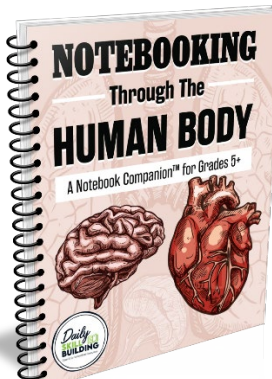







[Daily Skill Building: Vocabulary](#) is a full year vocabulary curriculum for grades 1-8. This simple, straight-forward approach to vocabulary building is easy to use and **encourages independent study**. Expand it with our Spelling Companion – [Daily Skill Building: Spelling](#) for grades 3-8.



[dailyskillbuilding.com](http://dailyskillbuilding.com)

# Daily Skill Building Resources

Easy-to-Use, Open & Go Homeschool Resources  
That Make Homeschooling Easier!



Name: \_\_\_\_\_ Date: \_\_\_\_\_



# VOCABULARY LIST

Use a dictionary or glossary to define your vocabulary words below.

## VOCABULARY WORD

## DEFINITION

Handwriting practice lines for the 'VOCABULARY WORD' column. Each row consists of a solid top line, a dashed middle line, and a solid bottom line. There are 15 rows in total.

Handwriting practice lines for the 'DEFINITION' column. Each row consists of a solid top line, a dashed middle line, and a solid bottom line. There are 15 rows in total.



Name: \_\_\_\_\_ Date: \_\_\_\_\_



# VOCABULARY SENTENCES

Write a short sentence for your vocabulary words below.

**VOCABULARY WORD**

**SENTENCE**

Handwriting practice lines for the 'VOCABULARY WORD' column. Each row consists of a solid top line, a dashed middle line, and a solid bottom line. There are 15 rows in total.

Handwriting practice lines for the 'SENTENCE' column. Each row consists of a solid top line, a dashed middle line, and a solid bottom line. There are 15 rows in total.



Name: \_\_\_\_\_ Date: \_\_\_\_\_

A —  
B —  
C —

# VOCABULARY WORD ORDER


Write your vocabulary words in alphabetical order below.

Handwriting practice lines consisting of solid top and bottom lines with a dashed midline, repeated 10 times for writing.


Name: \_\_\_\_\_ Date: \_\_\_\_\_

# VOCABULARY GRAPHIC ORGANIZERS


Write your vocabulary word below and draw a picture of your vocabulary word.




A rectangular box with a solid border. At the bottom, there are three horizontal lines: a solid top line, a dashed middle line, and a solid bottom line, intended for writing a word.




A rectangular box with a solid border. At the bottom, there are three horizontal lines: a solid top line, a dashed middle line, and a solid bottom line, intended for writing a word.




A rectangular box with a solid border. At the bottom, there are three horizontal lines: a solid top line, a dashed middle line, and a solid bottom line, intended for writing a word.



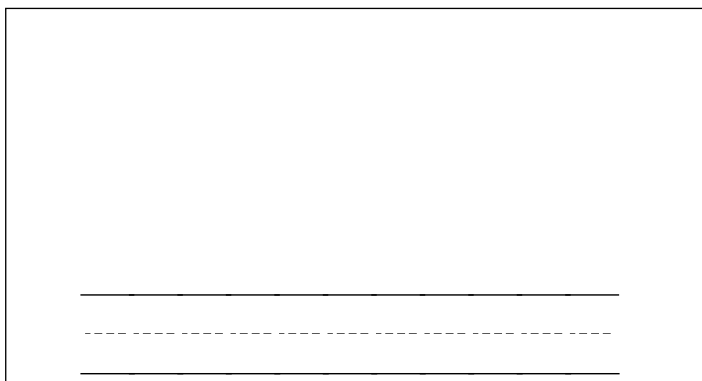
A rectangular box with a solid border. At the bottom, there are three horizontal lines: a solid top line, a dashed middle line, and a solid bottom line, intended for writing a word.



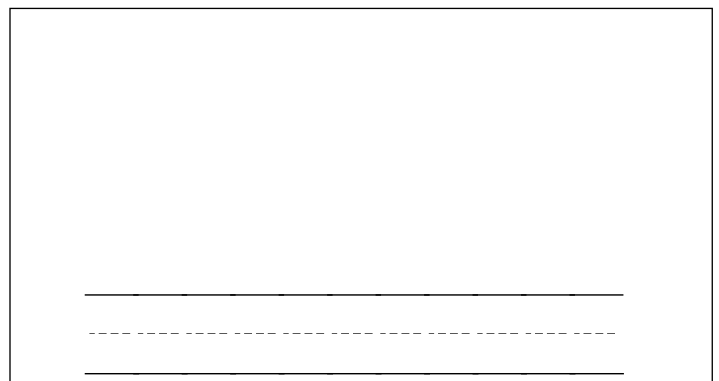
A rectangular box with a solid border. At the bottom, there are three horizontal lines: a solid top line, a dashed middle line, and a solid bottom line, intended for writing a word.



A rectangular box with a solid border. At the bottom, there are three horizontal lines: a solid top line, a dashed middle line, and a solid bottom line, intended for writing a word.



A rectangular box with a solid border. At the bottom, there are three horizontal lines: a solid top line, a dashed middle line, and a solid bottom line, intended for writing a word.



A rectangular box with a solid border. At the bottom, there are three horizontal lines: a solid top line, a dashed middle line, and a solid bottom line, intended for writing a word.

Name: \_\_\_\_\_ Date: \_\_\_\_\_

# VOCABULARY GRAPHIC ORGANIZERS

Write your vocabulary word below and draw a picture of your vocabulary word.

---

---

---

---

---

---

---

---

Name: \_\_\_\_\_ Date: \_\_\_\_\_



# VOCABULARY WORD MAP

Write a short sentence for your vocabulary words below.

VOCABULARY WORD

DEFINITION

ILLUSTRATION

PART OF SPEECH

SYNONYMS

ANTONYMS

USE IT IN A SENTENCE

Name: \_\_\_\_\_ Date: \_\_\_\_\_



# VOCABULARY CONCEPT

Write your vocabulary word then write or draw synonyms and antonyms in spaces below.

\_\_\_\_\_ **VOCABULARY WORD** \_\_\_\_\_

\_\_\_\_\_ **SYNONYMS** \_\_\_\_\_

\_\_\_\_\_ **ANTONYMS** \_\_\_\_\_

Name: \_\_\_\_\_ Date: \_\_\_\_\_



# VOCABULARY STORIES

Use at least 3 of your vocabulary words to create a short story.  
Draw an illustration for the story in the blank space below.

Handwriting practice lines consisting of 10 sets of horizontal lines. Each set includes a solid top line, a dashed middle line, and a solid bottom line.

Name: \_\_\_\_\_ Date: \_\_\_\_\_



# VOCABULARY STORIES

Use at least 3 of your vocabulary words to create a short story.  
Draw an illustration for the story in the blank space below.

---

---

---

---

---

---

---

---

---

---