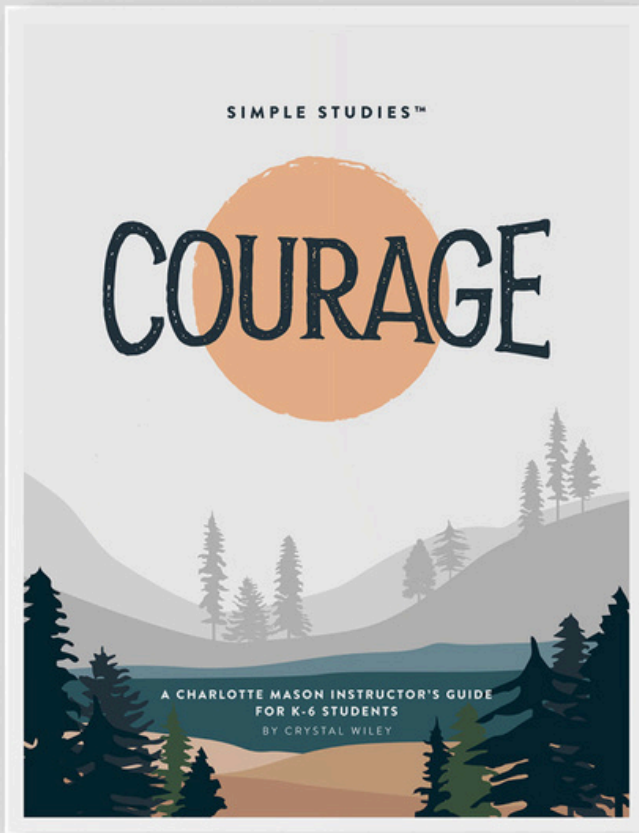


SIMPLE STUDIES

SAMPLE



S I M P L E S T U D I E S

SAMPLE

© 2025 by Crystal Wiley, *Simple Studies*

All rights reserved. No part of this work may be reproduced or distributed in any form by any means—graphic, electronic, or mechanical, including photocopying, recording, taping, or storing in information storage or retrieval systems—without the prior written permission from the publisher.

SIMPLE STUDIES™

COURAGE



**A CHARLOTTE MASON INSTRUCTOR'S GUIDE
FOR K-6 STUDENTS
BY CRYSTAL WILEY**

Materials Needed for Entire Study

- ❑ ***The Courage of Sarah Noble*** by Alice Dalgliesh
- ❑ **The Courage of Sarah Noble Coloring Pages** (*print off copies for each young student*)
- ❑ **Personal Narration Notebook or Loose Leaf Paper** (*older students*)
- ❑ **Quality Coloring Pencils** (*Recommended: Prismacolor*)
- ❑ **A Bible** (*optional*)
- ❑ **Picture Booklist** (*attached*)
- ❑ **Poems** (*attached*) (*optional*)

Picture Booklist by Lesson

There are a plethora of wonderful picture books about courage (and feelings like anxiety, fear and bravery) but the books listed in the book lists offer the opportunity for students to build *joyful relations through story*. And so, this is by no means an exhaustive list and I encourage every instructor to seek out additional living books as you see fit.

**I would like to encourage instructors to do their due diligence in previewing picture books you offer your students. I am not the author of any books listed and therefore am not responsible for each author's viewpoint or the language used. In curating these booklists, please know I did my very best to offer multiple perspectives from all walks of life.*

***Finally, while I researched books for hours trying to adhere to the living book recommendations, several books do not fit into this category and were chosen for their childlike, whimsical prose and overall message. I tried to offer more than one suggestion should you be unable to secure them all at your local library.*

HELPFUL TIP: *I recommend gathering all the picture books you intend on using throughout this study from the library before beginning lessons.*

Lesson 1:

- Brave Irene*** by William Steig
- Sheila Rae, The Brave*** by Kevin Henkes
- Mirette on High Wire*** by Emily Arnold McCully
- Jabari Jumps*** by Gaia Cornwall
- The Paper Bag Princess*** by Robert Munsch
- The Berenstain Bears and the Gift of Courage***

Suggested Schedule

I generally offer a suggested weekly schedule in all my *Simple Studies*.

However, considering there are 11 straight-forward lessons in this short handbook (generally taking less than the 15-20 minutes Charlotte Mason recommends for a lesson duration), it is up to you as to when you would like to incorporate these lessons into your student's schedule. Our family enjoys Simple Studies most weekdays during our Morning Circle time.

Generally speaking, we aim to read through one or two lessons per week but *The Courage of Sarah Noble* could easily be read through in one week.

There is no way to “fall behind” in these lessons. They are meant to be completed when you want, at your own pace, on your own terms.



Lesson 6

MATERIALS NEEDED:

- *The Courage of Sarah Noble*
- *The Courage of Sarah Noble Coloring Pages (attached) (younger students)*
- Narration Notebook (*older students*)
- Colored Pencils
- Bible (*optional*)
- Picture Books see below (*optional*)

Ask the students what they recall from last time's reading about when Sarah first met the Indian children.

Read together, *The Courage of Sarah Noble*, chapter 6, "Friends," and ask for an oral or written narration. Let younger students paint or color the picture on page 6 of the *The Courage of Sarah Noble Coloring Pages*.

Older students: Have students tell or write about a time they felt impatient with someone. What did they do?

Optional: Ask students to tell of a time they felt or heard the Lord speak to them. Have students copy down Proverbs 14:29 into their narration journal:

"Whoever is patient has great understanding, but one who is quick-tempered displays folly."

Picture Books for Lesson 6: *Somebody Loves You, Mr. Hatch* by Eileen Spinelli, *Good People Everywhere* by Lynea Gillen, *Each Kindness* by Jacqueline Woodson, *The Big Umbrella* by Amy June Bates, *Minnow and Rose: An Oregon Trail Story* by Judy Young

This Morning I Pray for My Enemies

(A Native American Poem)

by Joy Harjo

And whom do I call my enemy?

An enemy must be worthy of engagement.

I turn in the direction of the sun and keep walking.

It's the heart that asks the question, not my furious mind.

The heart is the smaller cousin of the sun.

It sees and knows everything.

It hears the gnashing even as it hears the blessing.

The door to the mind should only open from the heart.

An enemy who gets in, risks the danger of becoming a friend.



Biblical Affirmations

(An opportunity to speak truth over our students)

I am more than a conqueror.

Romans 8:31 – If God is for us, who can be against us? We are more than conquerors through Him who loves us)

I am strong and courageous.

Deuteronomy 31:6 NIV – Be strong and courageous. Do not be afraid or terrified because of them, for the LORD your God goes with you; he will never leave you nor forsake you.

I wholeheartedly believe my prayers are heard.

Mark 11:24 – I tell you, you can pray for anything, and if you believe that you've received it, it will be yours.

I represent the light of Christ; I shine wherever I go. (Matthew 5:13-16)

Psalm 71:17 – O God, you have taught me ever since I was young, and I still talk about the miracles you have done.

God covers me with His feathers; I find refuge under His wings.

Psalm 91:4 – He will cover you with his feathers. He will shelter you with his wings. His faithful promises are your armor and protection.

Fear does not hold me captive.

2 Timothy 1:7 – For God has not given us a spirit of fear and timidity, but of power, love, and self-discipline

I can overcome everything with Christ.

1 Corinthians 15:57 New Living Translation (NLT) – But thank God! He gives us victory over sin and death through our Lord Jesus Christ.

Design Your Own Log Cabin

Materials:

Pencils

Colored Pencils

Watercolor Paper

Watercolor Paints

Ask students what they believe would make a strong log cabin. What would their log cabin look like? Would it be large or small? Which would keep in the heat best in the winter? Would it be placed high on a mountain or low by a stream? What type of trees would it be made out of? Would it have windows? What else would make their log cabin special to them? Have students draw or paint the log cabin they just described to you.

Older Students may enjoy trying to copy one of the a log cabins of their choice on the next few pages.








SIMPLE STUDIES™


COURAGE

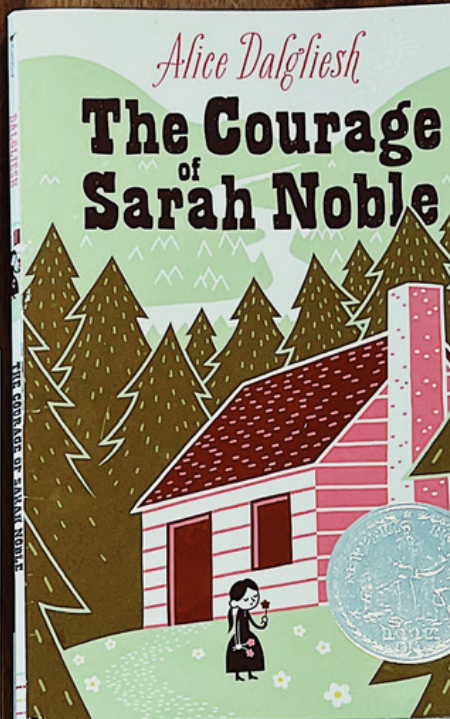
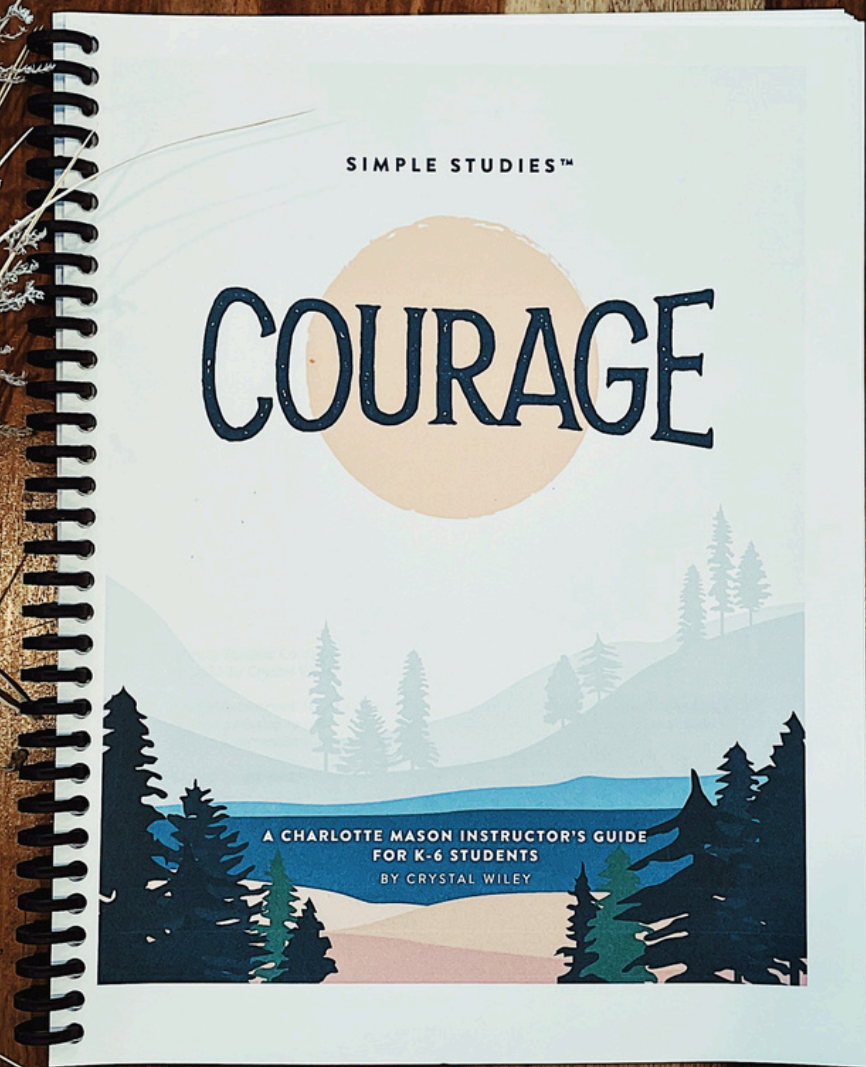


COLORING PAGES

NAME







TESTIMONIALS

CMSIMPLESTUDIES.COM

I have been searching for a few years for the right addition to our morning time. I needed something that has poetry, reading, Biblical principles and nature oriented lessons. I would find something but become overwhelmed by the amount of "fluff" and extra content. These studies are so feasible and attainable and have added a wonderful component to our Charlotte Mason homeschool! My only problem is choosing which one to do next!!!! Love them all!!! - Katie Woodruff

OUR KIDS RECENTLY FINISHED YOUR JUNGLE STUDY AND REALLY ENJOYED IT. :) — GENEVIEVE D.

We've used your guides from the beginning, gosh, so many years ago. I love how you take the cream off the top of so many different curriculum and put it together in a way that's custom fit for your family. - Miette Allison

I LOVE YOUR STUDIES. I HAVE AN 8 AND 5 YEAR OLD AND WE ARE CURRENTLY WORKING THROUGH THE FOREST ANIMALS GUIDE. IT'S SO FUN. - LYDIA JENKINS

I like all of these guides because they're simple but interesting and give just enough further resources (links, booklists, ideas) to be fun without being overwhelming, an important factor for us! - @thesunrisemama

TRULY LOVE YOUR PRODUCTS; THEY ARE A GREAT FIT FOR OUR FAMILY. I LOVE HOW THE LESSONS ARE SO FLEXIBLE. THEY CAN BE SHORT (JUST READING AND COLORING) OR WE CAN GO DOWN A RABBIT HOLE FOR THE AFTERNOON. WE ARE SO GRATEFUL TO YOU FOR CREATING THEM! — KÀRIN MANCINI

TESTIMONIALS

CMSIMPLESTUDIES.COM

We did the Simple Studies Burgess Birds and it was our favorite homeschool study we've ever done! We have kids in 8th grade down to kindergarten and all my children enjoyed doing this study together. It's amazing to see each bird that they drew in their nature journal. I printed "how to draw" pages for my youngest sons so it gave them step by step instructions on how to draw each bird. They loved that. My young ones also loved the coloring pages! We were sad when the book came to an end. I would highly recommend this study and you can make it work with a variety of ages.

– Claire Jones

US HISTORY IS FINALLY STARTING TO BE INTERESTING FOR MY 7 YEAR OLD. THANK YOU FOR CREATING AN INTERESTING, AFFORDABLE WAY FOR YOUNG CHILDREN TO LEARN ABOUT US HISTORY! – SARAH W.

My daughters and I started with Among the Meadow People and I truly appreciate your simple studies. They are enjoying them and sharing facts with family. They loved how God created the robin with a pocket of oil for when it rains. Thank you for serving the homeschool community with your time and talent. – Nicole M

JUST FINISHED COURAGE. WE LOVED IT! IT WAS OUR FIRST STUDY AND NOW I WANT TO BUY THEM ALL!! -MAGGIE MILLER

I'm officially obsessed with your studies. They've been a life-giving presence in our homeschool this year & I'm so grateful to have found them. – Hannah Connor

I AM SO PLEASED WITH WHAT I FOUND! I AM PLANNING ON INCORPORATING 3 OF THE SIMPLE STUDIES IN OUR YEAR. THEY ARE SO CUTE!! AND ARE GREAT FOR MY BROOD-- 8, 6, 3.5 AND 14 MONTHS. THANK YOU FOR YOUR HARD WORK AND DEDICATION. – MARIA DOUGLASS

CHECK OUT OUR OTHER PRODUCTS!

CMSIMPLESTUDIES.COM

