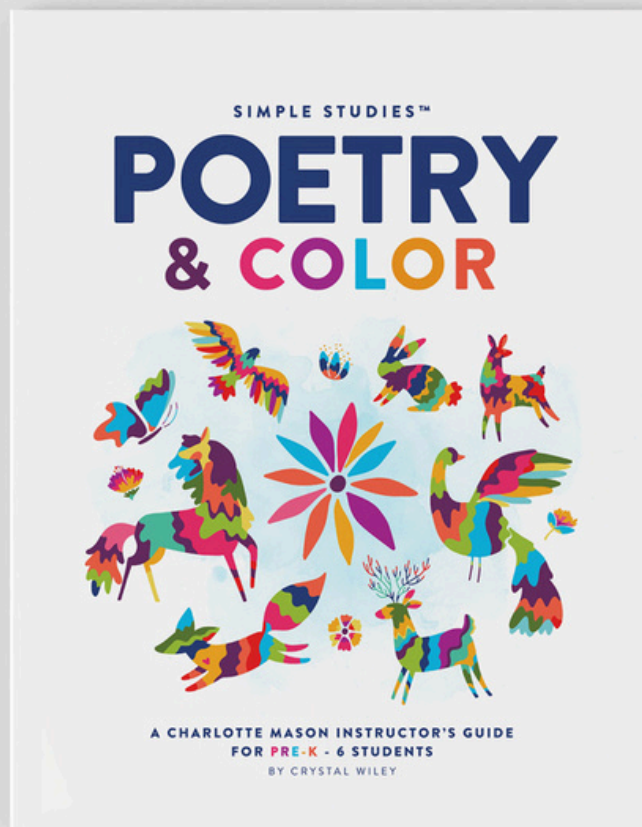


SIMPLE STUDIES

# SAMPLE



S I M P L E   S T U D I E S

SAMPLE

© 2025 by Crystal Wiley, *Simple Studies*

All rights reserved. No part of this work may be reproduced or distributed in any form by any means—graphic, electronic, or mechanical, including photocopying, recording, taping, or storing in information storage or retrieval systems—without the prior written permission from the publisher.

SIMPLE STUDIES™

# POETRY & COLOR



A CHARLOTTE MASON INSTRUCTOR'S GUIDE  
FOR PRE-K - 6 STUDENTS

BY CRYSTAL WILEY

# Materials Needed for Entire Study

- ❑ *Hailstones and Halibut Bones* by Mary O'Neill, illustrated by John Wallner
- ❑ “Colors in Nature” Coloring Pages (*print off copies for Pre-K – K students*)
- ❑ Personal Nature Journal (*Grades 1+*)
- ❑ Quality Coloring Pencils (*Recommended: Prismacolor*)
- ❑ Watercolor paints (*Recommended: [These Watercolors](#) (optional)*)
- ❑ “Nature’s Colors” – Animal, Bird, Flower or other images for Nature Journaling (*attached, optional*)
- ❑ “Colors in the Bible” Guides for each lesson (*attached (optional)*)
- ❑ Picture Booklist (*attached*)
- ❑ A Bible (*optional*)

# Suggested Schedule

I generally offer a suggested weekly schedule in all my *Simple Studies*.

However, considering there are twelve straight-forward lessons in this short handbook (*generally taking less than the 10-20 minutes Charlotte Mason recommends for a lesson duration*), it is up to you as to when you would like to incorporate these lessons into your student's schedule. Our family enjoys *Simple Studies* most weekdays during our Morning Circle time.

Generally speaking, we aim to read through two or more lessons per week but *Hailstones* and *Halibut Bones* could easily be read over the course of a couple weeks if you and your students prefer.

There is no way to “fall behind” in these lessons. They are meant to be completed when you want, at your own pace, on your own terms.



# Picture Booklist by Lesson

There are a plethora of wonderful picture books containing colorful poetry and/or colors of the rainbow. This is by no means an exhaustive list and I encourage every instructor to seek out additional living books as you see fit.

***\*I would like to encourage instructors to do their due diligence in previewing picture books you offer your students. I am not the author of any books listed and therefore am not responsible for each author's viewpoint or the language used. In curating these booklists, please know I did my very best to adhere to conservative parental values.***

***\*\*Finally, while I researched books for hours trying to adhere to the living book recommendations, several books do not fit into this category and were chosen for their childlike, whimsical prose and overall message. I tried to offer more than one suggestion should you be unable to secure them all at your local library.***

***HELPFUL TIP: I recommend gathering all the picture books you intend on using throughout this study from the library before beginning lessons.***

## Lesson 1:

- Harold and the Purple Crayon*** by Crockett Johnson
- The Purple Balloon*** by Chris Raschka
- Purple, Green and Yellow*** by Robert Munsch
- The Adventures of Beekle: The Unimaginary Friend*** by Dan Santat
- Lilly's Purple Plastic Purse*** by Kevin Henkes
- Positively Purple*** by Linda Ragsdale

## Lesson 2:

- The Golden Egg Book*** by Margaret Wise Brown
- The Golden Goose*** by Jacob Grimm, Wilhelm K. Grimm, Uri Shulevitz
- Gold (The Fairy-Tale Color Collection)*** by Jed Alexander
- The Country Bunny and the Little Gold Shoes*** by DuBose Hey
- Small-Girl Toni and the Quest for Gold*** by Giselle Anatol
- Mimi & The Gold Batton*** by Cheryl Olsten
- King Midas and the Golden Touch*** by Charlotte Craft

# General Christian Picture Booklist featuring the Rainbow:

Books that explore the rainbow from a Christian perspective often delve into its significance as a symbol of God's promises, hope, and the beauty of creation as described in the Bible, particularly in the story of Noah's Ark in the book of Genesis.

Here is a list of books that approach the topic of rainbows with a Christian lens, suitable for the entire family:

- ❑ ***The Rainbow Promise*** by P.K. Hallinan: This children's book uses the story of the rainbow to convey messages of hope and God's faithful promises. Through engaging illustrations and simple text, it helps young readers understand the biblical significance of the rainbow.
- ❑ ***God's Promise*** by Michelle Medlock Adams: This board book is designed for young children, telling the story of Noah's Ark and focusing on the rainbow as a sign of God's promise. It's a simple yet effective way to introduce the concept to preschoolers.
- ❑ ***A Rainbow of Hope*** by Jan & Mike Berenstain (part of the Berenstain Bears series): The Berenstain Bears books often incorporate Christian values and teachings. This particular story involves themes of hope and faith tied to the symbol of the rainbow, reflecting the authors' Christian beliefs.
- ❑ ***All the Colors of the Rainbow*** by Robin Nelson: Though not exclusively Christian, this book can be used in a Christian context to discuss the beauty and diversity of God's creation, with the rainbow serving as a prime example of God's artistry in nature.
- ❑ ***God's Rainbow Promise*** by Amy Parker: This book is a board book perfect for toddlers and young children. It retells the story of Noah's Ark and God's promise symbolized by the rainbow in a way that is easy for young minds to grasp, emphasizing God's faithfulness and love.

# Lesson 1

**Read “What is Purple?”** While you read, let younger students (I suggest Pre-K through Kindergarten) paint or color one of the pages of *Colors in Nature Coloring Pages*. If students prefer, they may use the "nature's colors" images attached to make a nature journal entry.

**Ask students** to think and tell of other natural purple objects in nature or around the home. Ask what students think this phrase implies: *“It’s sort of a great Grandmother to pink.”*

**Starting in first or second grade**, students are encouraged to keep their own simple nature journal for these lessons where they can draw from their imagination after hearing the poem or use the attached nature images alongside older students. Instructors may then assist in asking for an oral narration and writing the words for the student next to their drawing. Considering this book contains poems, one way to ask for a narration is to ask which portion of the poem resonated with them the most.

**Older Students: Starting around fourth grade**, students have a few choices. They can continue with oral narrations on the entire poem and/or they can complete a written narration. Oral or written narrations can simply focus on which portion of the poem resonated with each student the most. Use one of the purple nature images attached (or locate a different natural purple image from nature in a field guide, for example), to draw or watercolor their own unique natural purple animal or object in their nature journal. **Be sure the nature images you choose for your students are real-life images instead of drawings, paintings or renderings.**

**Optional:**

See “Colors in the Bible” for more on the significance of the color purple.

**Dictation Bible Verse:**

*There was a rich man who was dressed in purple and fine linen and lived in luxury every day (Luke 16:19).*

**Picture Books for Lesson 1:** *Harold and the Purple Crayon* by Crockett Johnson, *The Purple Balloon* by Chris Raschka, *Purple, Green and Yellow* by Robert Munsch, *The Adventures of Beekle: The Unimaginary Friend* by Dan Santat, *Lilly's Purple Plastic Purse* by Kevin Henkes, *Positively Purple* by Linda Ragsdale

# Lesson 5

Ask the students what they recall from the last poem.

**Read together, “What is Blue?”** While you read, let younger students paint or color one of the pages of *Colors in Nature Coloring Pages* or choose one of the nature images attached to draw in their nature journal.

**Ask students** to think and tell of other natural blue objects in nature or around the home. Ask students if they think they have ever “heard” the color blue, as these phrases imply: *“You can hear blue in wind over water and wherever flax blooms and when evening steps into lonely rooms.”*

**Older students:** Use one of the blue nature images attached to draw or watercolor their own unique natural blue animal or object in their nature journal. Ask students to tell how they’ve “heard” blue before and just now maybe noticed. Can they write a short description of those sounds?

**Optional:**

See “Colors in the Bible” for more on the significance of the color blue.

**Dictation Bible Verse:**

*And thou shalt make the robe of the ephod all of blue (Exodus 28:31).*

**Picture Books for Lesson 5:** *Little Blue Truck* by Alice Schertle, *Grumpy Bird* by Jeremy Tankard, *A Blue Butterfly: A Story About Claude Monet* by Bijou Le Tord, *Bluebird* by Bob Staake, *Blueberries for Sal* by Robert McCloskey, *The Blue Hour* by Isabelle Simler, *Baby Bear Sees Blue* by Ashley Wolff, *Blue Hat Green Hat* by Sandra Boynton, *Blue on Blue* by Dianne White

## Lesson 8

Ask the students what they recall from the last poem.

**Read together, “What is Orange?”** While you read, let younger students paint or color one of the pages of *Colors in Nature Coloring Pages* or choose one of the nature images attached to draw in their nature journal.

**Ask students** to think and tell of other natural orange objects in nature or around the home. Ask students to tell why they think the author describes orange as “*the wildest color.*”

**Older students:** Use one of the orange nature images attached to draw or watercolor their own unique natural orange animal or object in their nature journal. Ask students to write other characteristics they believe the color orange embodies. For example, the author writes: “*Orange is brave, orange is bold.*”

### Optional:

See “**Colors in the Bible**” for more on the significance of the color orange.

### Dictation Bible Verse:

*There the angel of the Lord appeared to him in flames of fire from within a bush Exodus 3:2).*

**Picture Books for Lesson 8:** *An Orange for Frankie* by Patricia Polacco, *A Mango in the Hand* by Antonio Sacre, *Orange Pear Apple Bear* by Emily Gravett, *Monarch Butterflies: Explore the Life Journey of One of the Winged Wonders of the World* by Ann Hobbie, *Fox in Socks* by Dr. Seuss, *An Orange in January* by Dianna Hutts Aston

# Colors in the Bible: Blue:

The color blue holds significant symbolic meaning in the Bible.

**Divine Commandments:** Blue is often associated with the commandments of God and His law. In Numbers 15:38-40, the Israelites are instructed to make tassels on the corners of their garments with a cord of blue to remind them of the commandments and to live by them.

**Heaven and the Divine:** The color blue is also symbolic of heaven and the divine. The use of blue in the tabernacle's curtains and the High Priest's garments, as described in Exodus 26 and Exodus 28, reflects its association with heavenly realms and divine presence.

**Royalty and Majesty:** In biblical times, blue dyes were often expensive and rare, which made the color a symbol of royalty, majesty, and wealth. This association is seen in the use of blue in the garments of the High Priest and in the descriptions of royal attire in other ancient texts.

**Creation and the Divine:** The color blue can also symbolize the creation, particularly the sky and the waters. It reflects the vastness of God's creation and can remind believers of God's omnipresence and the infinite nature of His creation.

**Peace and Tranquility:** While not explicitly stated, the color blue may also evoke feelings of peace and tranquility, reminiscent of the calmness of the sky and the sea. This can symbolize the peace and serenity that comes from faithfulness and trust in God.

# Colors in the Bible: Yellow:


The color yellow, similar to some other colors, is not frequently mentioned in the Bible with significant symbolic meaning. However, the implications of yellow can be inferred from its cultural associations and the few contexts where it might be indirectly referenced through gold, which is often described in the Bible and carries connotations of purity, divinity, and kingship.

**Glory:** Yellow, often associated with gold in the Bible, can symbolize the divine glory and presence of God. For example, the streets of the New Jerusalem are described as being made of pure gold, like transparent glass (Revelation 21:21), suggesting the unimaginable beauty and holiness of the heavenly city.

**Joy and Celebration:** Yellow, being a bright and cheerful color, can represent joy, happiness, and celebration. This can be related to rejoicing in God's presence and the joy of salvation found in scriptures like Psalm 16:11, which speaks of the fullness of joy in God's presence.

**Covenant and Promise:** The golden aspects, akin to yellow, of the Ark of the Covenant and the Tabernacle signify the covenant between God and His people, as well as God's promise to dwell among them (Exodus 25-30).

**Warning and Caution:** In some cultural contexts, yellow can signify warning or caution, which could be paralleled with calls to heed God's commandments and to walk in His ways with wisdom and discernment.



JEWEL BEETLE



BLUE HERON

# WHITE (Lesson 7)



A R C T I C F O X

# BLUE (Lesson 5)



FORGET-ME-NOT

# BROWN (Lesson 4)



H E D G E H O G



CORAL

# DICTIONATION SENTENCES

## for EACH LESSON

- 1) *There was a rich man who was dressed in purple and fine linen and lived in luxury every day (Luke 16:19).*
- 2) *How much better to get wisdom than gold, to get insight rather than silver (Proverbs 16:16).*
- 3) *I am black but lovely, O daughters of Jerusalem, like the tents of Kedar, Like the curtains of Solomon (Song of Solomon 1:5).*
- 4) *Then the Lord God formed a man from the dust of the ground and breathed into his nostrils the breath of life, and the man became a living being (Genesis 2:7).*
- 5) *And thou shalt make the robe of the ephod all of blue (Exodus 28:31).*
- 6) *The glory of young men is their strength, gray hair the splendor of the old (Proverbs 20:29).*
- 7) *The one who is victorious will, like them, be dressed in white. I will never blot out the name of that person from the book of life, but will acknowledge that name before my Father and his angels (Revelation 3:5).*

SIMPLE STUDIES™

# POETRY & COLOR



COLORING PAGES

---

NAME

Black Raven



Purple Aster

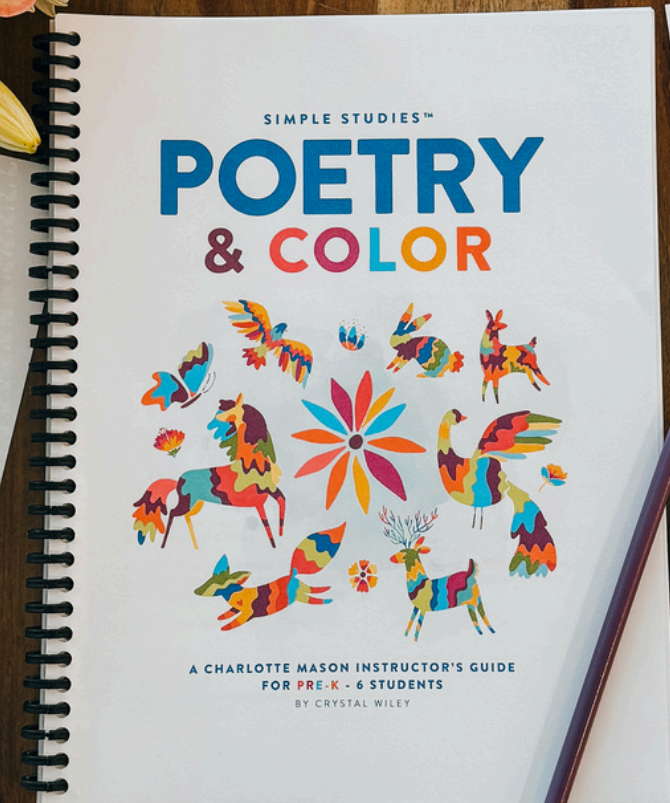


... food that is out...  
... form pairs that share a strong bond...  
... smallest birds in the animal kingdom, measuring...  
... However, they display a formidable dexterity...  
... birds are able to fly backward and are also able...  
... They accomplish this by...  
... from flowers. They accomplish this by...  
... colorful bill. This bill is far from solely...  
... their larger... and colorful bill. This bill is far from solely...  
... to reach... fruits in a tree without needing to fly to...  
... their body temperature.

Key to p...  
... species can be found...  
... in America. Its bill is sho...  
... of other hummingbirds.

...-ringed parakeet...  
... 14 inches/40 centimeters...  
... one-ringed parakeet has the...  
... distribution of any parrot...  
... it is found from West Africa to...  
... East Asia to areas in Europe.

...-faced lovebird...  
... 18 centimeters...  
... 25 centimeters...  
... of the most...  
... in Australia.



HEDGEHOG

# TESTIMONIALS

CMSIMPLESTUDIES.COM

*I have been searching for a few years for the right addition to our morning time. I needed something that has poetry, reading, Biblical principles and nature oriented lessons. I would find something but become overwhelmed by the amount of "fluff" and extra content. These studies are so feasible and attainable and have added a wonderful component to our Charlotte Mason homeschool! My only problem is choosing which one to do next!!!! Love them all!!! - Katie Woodruff*

OUR KIDS RECENTLY FINISHED YOUR JUNGLE STUDY AND REALLY ENJOYED IT. :) — GENEVIEVE D.

*We've used your guides from the beginning, gosh, so many years ago. I love how you take the cream off the top of so many different curriculum and put it together in a way that's custom fit for your family. - Miette Allison*

I LOVE YOUR STUDIES. I HAVE AN 8 AND 5 YEAR OLD AND WE ARE CURRENTLY WORKING THROUGH THE FOREST ANIMALS GUIDE. IT'S SO FUN. - LYDIA JENKINS

*I like all of these guides because they're simple but interesting and give just enough further resources (links, booklists, ideas) to be fun without being overwhelming, an important factor for us! - @thesunrisemama*

TRULY LOVE YOUR PRODUCTS; THEY ARE A GREAT FIT FOR OUR FAMILY. I LOVE HOW THE LESSONS ARE SO FLEXIBLE. THEY CAN BE SHORT (JUST READING AND COLORING) OR WE CAN GO DOWN A RABBIT HOLE FOR THE AFTERNOON. WE ARE SO GRATEFUL TO YOU FOR CREATING THEM! — KÀRIN MANCINI

# TESTIMONIALS

CMSIMPLESTUDIES.COM

*We did the Simple Studies Burgess Birds and it was our favorite homeschool study we've ever done! We have kids in 8th grade down to kindergarten and all my children enjoyed doing this study together. It's amazing to see each bird that they drew in their nature journal. I printed "how to draw" pages for my youngest sons so it gave them step by step instructions on how to draw each bird. They loved that. My young ones also loved the coloring pages! We were sad when the book came to an end. I would highly recommend this study and you can make it work with a variety of ages.*

– Claire Jones

US HISTORY IS FINALLY STARTING TO BE INTERESTING FOR MY 7 YEAR OLD. THANK YOU FOR CREATING AN INTERESTING, AFFORDABLE WAY FOR YOUNG CHILDREN TO LEARN ABOUT US HISTORY! – SARAH W.

*My daughters and I started with Among the Meadow People and I truly appreciate your simple studies. They are enjoying them and sharing facts with family. They loved how God created the robin with a pocket of oil for when it rains. Thank you for serving the homeschool community with your time and talent. – Nicole M*

JUST FINISHED COURAGE. WE LOVED IT! IT WAS OUR FIRST STUDY AND NOW I WANT TO BUY THEM ALL!! -MAGGIE MILLER

*I'm officially obsessed with your studies. They've been a life-giving presence in our homeschool this year & I'm so grateful to have found them. – Hannah Connor*

I AM SO PLEASED WITH WHAT I FOUND! I AM PLANNING ON INCORPORATING 3 OF THE SIMPLE STUDIES IN OUR YEAR. THEY ARE SO CUTE!! AND ARE GREAT FOR MY BROOD-- 8, 6, 3.5 AND 14 MONTHS. THANK YOU FOR YOUR HARD WORK AND DEDICATION. – MARIA DOUGLASS

# CHECK OUT OUR OTHER PRODUCTS!

CMSIMPLESTUDIES.COM

