

SIMPLE STUDIES

SAMPLE

SIMPLE STUDIES™
JOURNEY



A CHARLOTTE MASON INSTRUCTOR'S GUIDE
FOR K-6 STUDENTS
BY CRYSTAL WILEY

S I M P L E S T U D I E S

SAMPLE

© 2025 by Crystal Wiley, *Simple Studies*

All rights reserved. No part of this work may be reproduced or distributed in any form by any means—graphic, electronic, or mechanical, including photocopying, recording, taping, or storing in information storage or retrieval systems—without the prior written permission from the publisher.

SIMPLE STUDIES™

JOURNEY



**A CHARLOTTE MASON INSTRUCTOR'S GUIDE
FOR K-6 STUDENTS**

BY CRYSTAL WILEY

Materials Needed for Entire Study

- ❑ *The Bears on Hemlock Mountain* by Alice Dalgliesh
- ❑ *The Bears on Hemlock Mountain Coloring Pages and Printables* (print off copies for each young student)
- ❑ *Personal Narration Notebook or Loose Leaf Paper* (older students)
- ❑ *Quality Coloring Pencils* (Recommended: Prismacolor) or paints
- ❑ *Picture Booklist* (attached)
- ❑ *A Bible* (optional)
- ❑ *Computer* (optional)
- ❑ *A Dictionary and a Thesaurus* (older students) (optional)
- ❑ *Poems* (attached) (optional)



Picture Booklist by Lesson

There are a plethora of wonderful picture books about one's personal journey (and feelings like fear of the unknown and bravery) but the books listed in the book lists offer the opportunity for students to build *joyful relations through story*. This is by no means an exhaustive list and I encourage every instructor to seek out additional living books as you see fit.

**I would like to encourage instructors to do their due diligence in previewing picture books you offer your students. I am not the author of any books listed and therefore am not responsible for each author's viewpoint or the language used. In curating these booklists, please know I did my very best to offer multiple perspectives from all walks of life.*

***Finally, while I researched books for hours trying to adhere to the living book recommendations, several books do not fit into this category and were chosen for their childlike, whimsical prose and overall message. I tried to offer more than one suggestion should you be unable to secure them all at your local library.*

HELPFUL TIP: *I recommend gathering all the picture books you intend on using throughout this study from the library before beginning lessons.*

Lesson 1:

- Little Pilgrim's Progress* by Helen L. Taylor
- Journey* by Aaron Becker
- Great Big Things* by Kate Hoefler
- I Like to be Little* by Charlotte Zolotow

Lesson 2:

- The Lion Inside* by Rachel Bright
- Up the Mountain Path* by Marianne Dubuc
- The Impossible Mountain* by David Soman
- The Visitor* by Antje Damm

Lesson 7

MATERIALS NEEDED:

- *The Bears on Hemlock Mountain*
- *The Bears on Hemlock Mountain Coloring Pages*
- Narration Notebook (*older students*)
- Colored Pencils
- Poem: "The Right Thing" (*attached*) (*optional*)
- "Bear Landscape" Printable (*attached*) (*optional*)
- Bible (*optional*)
- Picture Books see below (*optional*)

Ask the students what they recall from the last chapter.

Read together, *The Bears on Hemlock Mountain*, chapter 7, "There May Be Bears," and ask for an oral or written narration. Let younger students paint or color one of the pages of the *The Bears on Hemlock Mountain Coloring Pages*.

Have students draw or tell of a time they forgot to do something. Were they scolded? Disciplined? Were there natural consequences? What happened?

Older students: Have students read aloud the second poem, "The Right Thing" by Theodore Roethke.

Optional: Have students copy Romans 3:23 and/or Proverbs 22:29 into their journal:

"For all have sinned and fall short of the glory of God."

"Do you see a man skillful in his work? He will stand before kings; he will not stand before obscure men."

Picture Books for Lesson 7: *Mountains of the World* by Dieter Braun, *A Day on the Mountain* by Kevin Kurtz, *Ming Lo Moves the Mountain* by Arnold Lobel, *Mountain Dance* by Thomas Locker, *A Bear's Year* by Kathy Duval, *Honey Paw and Lightfoot* by Jonathan London, *Bear is a Bear* by Jonathan Stutzman, *The Bear Ate Your Sandwich* by Julia Sarcone-Roach

CALENDAR OF FIRSTS



NAME:

Bears for Nature Journaling (Lesson 2)



BROWN BEAR



P O L A R B E A R




ASIATIC BLACK
BEAR



SIMPLE STUDIES™

JOURNEY



COLORING PAGES

NAME








There



are



no



bears



on



Hemlock



Mountain



No



bears



at



all



Of



course



there



are



no



bears



on



Hemlock Mountain



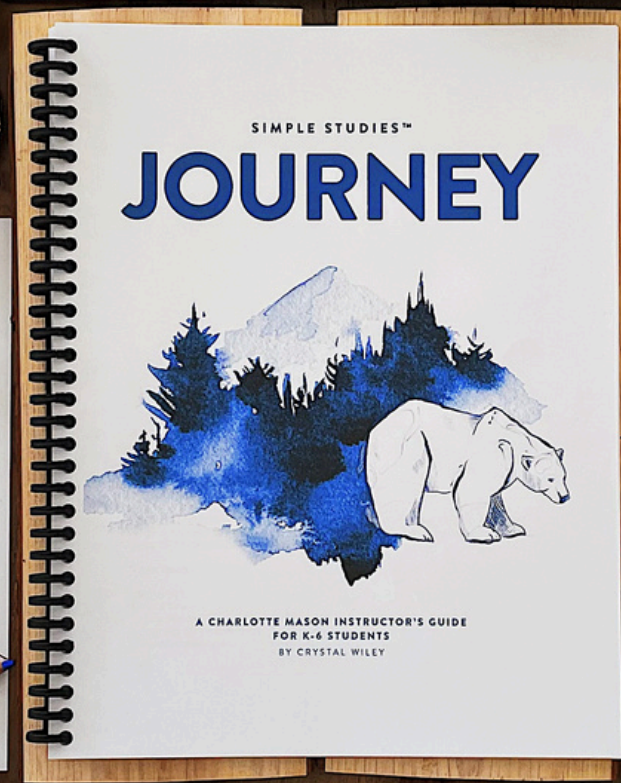



No bears, no bears, no bears, no bears at all.



THE WORLD

This is a flat map of our round Earth. Land covers about a third of Earth's surface. This land is broken up into seven large blocks called continents. Water makes up the rest of the Earth and is divided into five major areas, called oceans.



- 1 Draw the cracks in the fur, not individual hairs. Suggest cracks in the fur as you pass over a bump such as that above the shoulders. These flicks, heavier on the outside and falling inward, suggest breaks in the pelt.
- 2 It is easy to lose the cracks in the fur when you cover the body with dark paint. Before darkening the whole body, reinforce the cracks with bold black paint. Once this is dry, you can paint over it and the shadow marks will show through.
- 3 Overpaint the cracks with a solid wash of black (neutral tint). The shadow marks soften slightly but still show through.



- 4 Darken the shadows on the lower part of the body, suggesting the roundness of the form and giving it greater weight and solidity. Fan your brush tip (here, a Pentel Waterbrush) and suggest smaller cracks with a deeper mixture of black.
- 5 A little brown on the nose gives color to the face. Black bears sometimes show a bluish sheen. Tint the upper back with cyan.
- 6 Some edges have been lost, such as the boundary between the chest and the fur legs. Redefine the edges with a light blue colored pencil, again suggesting clumps of hair instead of individual hairs.



TESTIMONIALS

CMSIMPLESTUDIES.COM

I have been searching for a few years for the right addition to our morning time. I needed something that has poetry, reading, Biblical principles and nature oriented lessons. I would find something but become overwhelmed by the amount of "fluff" and extra content. These studies are so feasible and attainable and have added a wonderful component to our Charlotte Mason homeschool! My only problem is choosing which one to do next!!!! Love them all!!! - Katie Woodruff

OUR KIDS RECENTLY FINISHED YOUR JUNGLE STUDY AND REALLY ENJOYED IT. :) — GENEVIEVE D.

We've used your guides from the beginning, gosh, so many years ago. I love how you take the cream off the top of so many different curriculum and put it together in a way that's custom fit for your family. - Miette Allison

I LOVE YOUR STUDIES. I HAVE AN 8 AND 5 YEAR OLD AND WE ARE CURRENTLY WORKING THROUGH THE FOREST ANIMALS GUIDE. IT'S SO FUN. - LYDIA JENKINS

I like all of these guides because they're simple but interesting and give just enough further resources (links, booklists, ideas) to be fun without being overwhelming, an important factor for us! - @thesunrisemama

TRULY LOVE YOUR PRODUCTS; THEY ARE A GREAT FIT FOR OUR FAMILY. I LOVE HOW THE LESSONS ARE SO FLEXIBLE. THEY CAN BE SHORT (JUST READING AND COLORING) OR WE CAN GO DOWN A RABBIT HOLE FOR THE AFTERNOON. WE ARE SO GRATEFUL TO YOU FOR CREATING THEM! — KÀRIN MANCINI

TESTIMONIALS

CMSIMPLESTUDIES.COM

We did the Simple Studies Burgess Birds and it was our favorite homeschool study we've ever done! We have kids in 8th grade down to kindergarten and all my children enjoyed doing this study together. It's amazing to see each bird that they drew in their nature journal. I printed "how to draw" pages for my youngest sons so it gave them step by step instructions on how to draw each bird. They loved that. My young ones also loved the coloring pages! We were sad when the book came to an end. I would highly recommend this study and you can make it work with a variety of ages.

– Claire Jones

US HISTORY IS FINALLY STARTING TO BE INTERESTING FOR MY 7 YEAR OLD. THANK YOU FOR CREATING AN INTERESTING, AFFORDABLE WAY FOR YOUNG CHILDREN TO LEARN ABOUT US HISTORY! – SARAH W.

My daughters and I started with Among the Meadow People and I truly appreciate your simple studies. They are enjoying them and sharing facts with family. They loved how God created the robin with a pocket of oil for when it rains. Thank you for serving the homeschool community with your time and talent. – Nicole M

JUST FINISHED COURAGE. WE LOVED IT! IT WAS OUR FIRST STUDY AND NOW I WANT TO BUY THEM ALL!! -MAGGIE MILLER

I'm officially obsessed with your studies. They've been a life-giving presence in our homeschool this year & I'm so grateful to have found them. – Hannah Connor

I AM SO PLEASED WITH WHAT I FOUND! I AM PLANNING ON INCORPORATING 3 OF THE SIMPLE STUDIES IN OUR YEAR. THEY ARE SO CUTE!! AND ARE GREAT FOR MY BROOD-- 8, 6, 3.5 AND 14 MONTHS. THANK YOU FOR YOUR HARD WORK AND DEDICATION. – MARIA DOUGLASS

CHECK OUT OUR OTHER PRODUCTS!

CMSIMPLESTUDIES.COM

