

SIMPLE STUDIES

# SAMPLE

SIMPLE STUDIES™

# DESERT CREATURES



A LIVING SCIENCE HANDBOOK FOR K-6 STUDENTS  
BY CRYSTAL WILEY

S I M P L E   S T U D I E S

SAMPLE

© 2025 by Crystal Wiley, *Simple Studies*

All rights reserved. No part of this work may be reproduced or distributed in any form by any means—graphic, electronic, or mechanical, including photocopying, recording, taping, or storing in information storage or retrieval systems—without the prior written permission from the publisher.

SIMPLE STUDIES™

# DESERT CREATURES



A LIVING SCIENCE HANDBOOK FOR K-6 STUDENTS

BY CRYSTAL WILEY

# Materials Needed for Entire Study

- ❑ **Desert Neighbors** by Edith M. Patch and Carrol Lane Fenton (We use [this version](#) from Yesterday's Classics).
- ❑ **Desert Neighbors Coloring Pages** (for younger students)
- ❑ **Personal Nature Journal** (each student)
- ❑ **Quality Coloring Pencils** (Recommended: Prismacolor)
- ❑ **Picture & General Booklists** (attached)(optional)
- ❑ **National Audubon Society Field Guide to the Southwestern States: Arizona, New Mexico, Nevada, Utah.** (optional)  
This is an easy-to-use guide for identifying 1,000 of the state's wildflowers, trees, mushrooms, mosses, fishes, amphibians, reptiles, birds, butterflies, mammals, and much more; A complete overview of the southwestern region's natural history, covering geology, wildlife habitats, ecology, fossils, rocks and minerals, clouds and weather patterns, and the night sky...
- ❑ **General Desert Visual Encyclopedia** such as **DK Eyewitness Books: Desert** or **The Sonoran Desert: A Literary Field Guide** by Eric Magrane (optional)  
\*The main goal is to use guides and books with realistic, vivid images of each animal, reptile, insect or bird or habitat when possible.
- ❑ **Birds and Reptiles Field Guides** (optional)

# Suggested Schedule

There are 13 lessons in total. If you do two lessons per week, you'll finish this study in 7-8 weeks. You may only get to one lesson each week. You may get to four lessons. It's entirely up to you. I have a recommended schedule below that offers a breakdown of two lessons each week with Catch-up and Review Questions the week after the book is complete.

The important thing to remember is that you control your curriculum – your curriculum should never control you or your students. So be at peace going at your own pace. There is no way to “fall behind” in *Simple Studies*. These are great lessons to include into your morning time basket, afternoon read-alouds, your main elementary science choice or simply to read through to inspire curiosity in our natural world.

Week 1: Lessons 1 and 2

Week 2 Lessons 3 and 4

Week 3: Lessons 5 and 6

Week 4: Lesson 7 and 8

Week 5: Break

Week 6: Lessons 9 and 10

Week 7: Lessons 11 and 12

Week 8: Lesson 13, Catch-Up Final Review

# Lesson 6

## MATERIALS NEEDED:

- *Desert Neighbors*
- *Desert Neighbors Coloring Pages*
- Desert or Reptile Field Guide with tortoises and lizards
- Desert Tortoise, Hatchling, Zebra-tailed Lizard, Leopard Lizard and Whiptail Images (*attached*)
- Nature Journal + Colored Pencils or Paints
- Computer (*optional*) + Picture Books see below (*optional*)

*\*This chapter may be well split into two parts. The first being the desert tortoise's story, the second portion is a 3-part story about three species of desert lizards.*

Ask the students what they recall from the last chapter about Albi and Gula.

**Read together,** *Desert Neighbors*, chapter 6, "A Desert Tortoise and His Neighbors," and ask for an oral or written narration. Let younger students paint or color one of the *Desert Neighbors Coloring Pages*.

**Older students:** Using their field guides or the images attached, have students find a [desert tortoise](#) and one or more of the three types of lizards from this chapter: The [zebra-tailed lizard](#), the [leopard lizard](#) and the [whiptail lizard](#). Have students choose one to draw or paint in their nature journal and include notes on why they specifically chose this specific lizard to document.

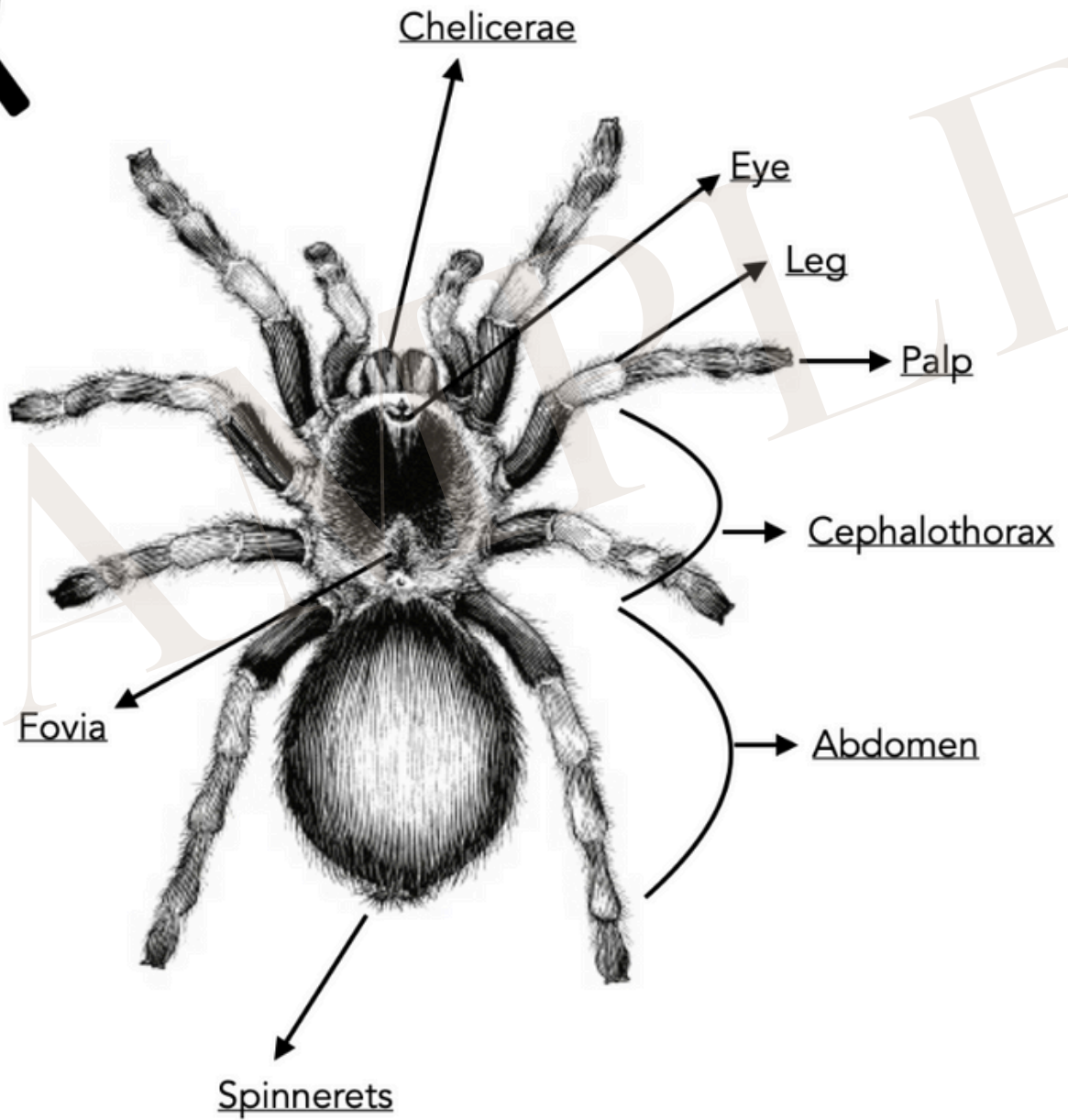
**Optional:** Find out [10 Interesting Facts](#) about the charming little zebra-tailed lizard. Complete the dictation sentence.

**Dictation:** "He sailed two feet into the air; and when he came down, the dark body of the cicada was sliding down his wrinkled throat."


**Picture Books for Lesson 6:** *Lizards of the World: A Guide to Every Family* by Mark O'Shea, *Lizard from the Park* by Mark Pett, *If I were a Lizard* by KidsBooks, *Life in the Slow Lane: A Desert Tortoise Tale* by Conrad J. Storad, *The Tortoise and the Hare* by Jerry Pinkey, *Animals in the Desert* by Elisabeth De Lambilly-Bresson

**REMINDER:** Start gathering picture books for lessons 8 – 13.

# Parts of a Spider (Lesson 7)



# Georgia O'Keeffe Biography



Georgia Totto O'Keeffe was born on November 15, 1887, in Sun Prairie, Wisconsin, into a farming family. She was the second of seven children and spent her childhood near rural farmlands, surrounded by the natural beauty of the Wisconsin countryside. ***(Let us locate Wisconsin on the map).***

From an early age, she showed a keen interest in art and began receiving art lessons. She first enjoyed art lessons from a local watercolorist and showed exceptional talent and her parents recognized her talent and encouraged her to pursue her artistic inclinations.

In 1902, when she was 15 years old, O'Keeffe's family moved to Williamsburg, Virginia, where she attended the Chatham Episcopal Institute. ***(Let's find out how far Georgia had to travel to her new home from Sun Prairie, Wisconsin).***

There, she continued her art education and developed her skills in drawing and painting. She also became interested in botany and nature, which would later influence her subject matter.

O'Keeffe's childhood experiences in the rural Midwest and her exposure to nature played a significant role in shaping her artistic sensibilities. The vast landscapes, wide-open skies, and organic forms she encountered during her formative years would become recurring themes in her artwork throughout her career.

After completing high school, O'Keeffe attended the School of the Art Institute of Chicago from 1905 to 1906. ***(Let's find Chicago on the map).*** She then took a



*Red Canna*, 1919, oil on board, High Museum of Art, Atlanta

SIMPLE STUDIES™

# DESERT CREATURES



COLORING PAGES

---

NAME

SIMPLE STUDIES™

# DESERT CREATURES



COLORING PAGES

---

NAME







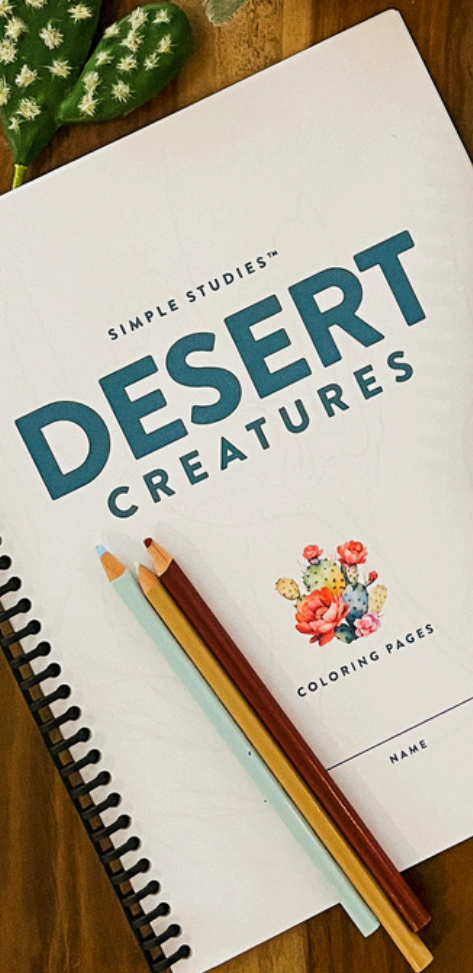
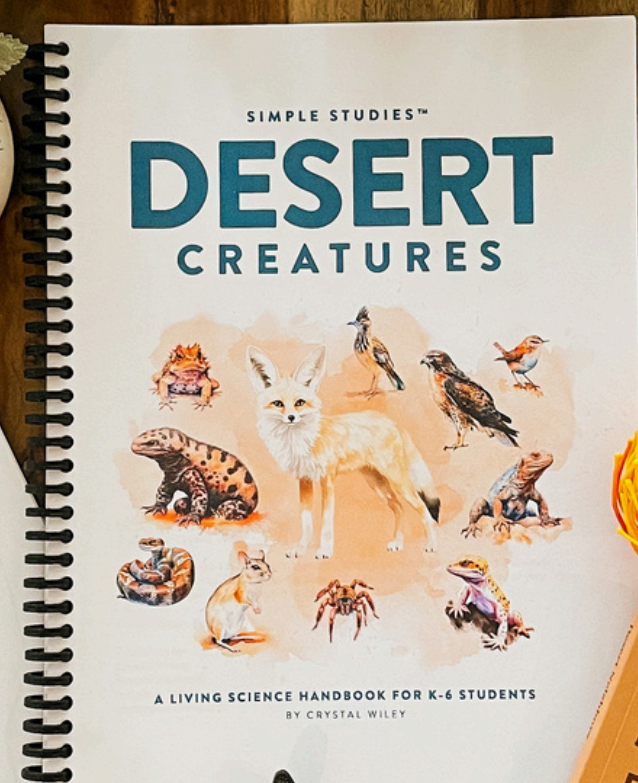
Georgia O'Keeffe  
Abstract Painting

MATERIALS NEEDED:

- Pencil with Eraser
- Biography of
- Un



Cow's Skull: Red, White, and Blue, 1931, oil on canvas, Metropolitan Museum of Art



# TESTIMONIALS

CMSIMPLESTUDIES.COM

*I have been searching for a few years for the right addition to our morning time. I needed something that has poetry, reading, Biblical principles and nature oriented lessons. I would find something but become overwhelmed by the amount of "fluff" and extra content. These studies are so feasible and attainable and have added a wonderful component to our Charlotte Mason homeschool! My only problem is choosing which one to do next!!!! Love them all!!! - Katie Woodruff*

OUR KIDS RECENTLY FINISHED YOUR JUNGLE STUDY AND REALLY ENJOYED IT. :) — GENEVIEVE D.

*We've used your guides from the beginning, gosh, so many years ago. I love how you take the cream off the top of so many different curriculum and put it together in a way that's custom fit for your family. - Miette Allison*

I LOVE YOUR STUDIES. I HAVE AN 8 AND 5 YEAR OLD AND WE ARE CURRENTLY WORKING THROUGH THE FOREST ANIMALS GUIDE. IT'S SO FUN. - LYDIA JENKINS

*I like all of these guides because they're simple but interesting and give just enough further resources (links, booklists, ideas) to be fun without being overwhelming, an important factor for us! - @thesunrisemama*

TRULY LOVE YOUR PRODUCTS; THEY ARE A GREAT FIT FOR OUR FAMILY. I LOVE HOW THE LESSONS ARE SO FLEXIBLE. THEY CAN BE SHORT (JUST READING AND COLORING) OR WE CAN GO DOWN A RABBIT HOLE FOR THE AFTERNOON. WE ARE SO GRATEFUL TO YOU FOR CREATING THEM! — KÀRIN MANCINI

# TESTIMONIALS

CMSIMPLESTUDIES.COM

*We did the Simple Studies Burgess Birds and it was our favorite homeschool study we've ever done! We have kids in 8th grade down to kindergarten and all my children enjoyed doing this study together. It's amazing to see each bird that they drew in their nature journal. I printed "how to draw" pages for my youngest sons so it gave them step by step instructions on how to draw each bird. They loved that. My young ones also loved the coloring pages! We were sad when the book came to an end. I would highly recommend this study and you can make it work with a variety of ages.*

– Claire Jones

US HISTORY IS FINALLY STARTING TO BE INTERESTING FOR MY 7 YEAR OLD. THANK YOU FOR CREATING AN INTERESTING, AFFORDABLE WAY FOR YOUNG CHILDREN TO LEARN ABOUT US HISTORY! – SARAH W.

*My daughters and I started with Among the Meadow People and I truly appreciate your simple studies. They are enjoying them and sharing facts with family. They loved how God created the robin with a pocket of oil for when it rains. Thank you for serving the homeschool community with your time and talent. – Nicole M*

JUST FINISHED COURAGE. WE LOVED IT! IT WAS OUR FIRST STUDY AND NOW I WANT TO BUY THEM ALL!! -MAGGIE MILLER

*I'm officially obsessed with your studies. They've been a life-giving presence in our homeschool this year & I'm so grateful to have found them. – Hannah Connor*

I AM SO PLEASED WITH WHAT I FOUND! I AM PLANNING ON INCORPORATING 3 OF THE SIMPLE STUDIES IN OUR YEAR. THEY ARE SO CUTE!! AND ARE GREAT FOR MY BROOD-- 8, 6, 3.5 AND 14 MONTHS. THANK YOU FOR YOUR HARD WORK AND DEDICATION. – MARIA DOUGLASS

# CHECK OUT OUR OTHER PRODUCTS!

CMSIMPLESTUDIES.COM

