

THE ARCHAEOLOGY STUDENT NOTEBOOK

An Archaeological Notebooking Adventure



The Archaeology Student Notebook

©2020, [Daily Skill Building](#)


Cover Design: Richele McFarlin, [Pretty Perfect Printables](#)

Scripture quotations are from the ESV® Bible (The Holy Bible, English Standard Version®), copyright © 2001 by Crossway, a publishing ministry of Good News Publishers. Used by permission. All rights reserved.

All rights reserved. No part of this work may be reproduced or distributed in any form by any means—graphic, electronic, or mechanical, including photocopying, recording, taping, or storing in information storage or retrieval systems—without the prior written permission from the publisher.

Original purchaser is granted permission to print copies for use within his or her immediate family only. For co-op licenses, please email support@daily skill building.com.

Acknowledgement



Developed with three educational levels in mind, *The Archaeology Book* takes you on an exciting exploration of history and ancient cultures. You'll learn both the techniques of the archaeologist and the accounts of some of the richest discoveries of the Middle East that demonstrate the accuracy and historicity of the Bible.

The Wonders of Creation series published by Master Books is a favorite among many homeschoolers. That is why, with the publisher's permission, we've created this student notebook that you can use along side the textbook. It's a great way to help your students go deeper in their understanding and retention of the material and provides room for notebooking, diagramming, and more.

The Archaeology Student Notebook

Companion notebooks for all the titles in the Wonders of Creation series are available now!

Books in this series include:

- *The Archaeology Book*
- *The New Astronomy Book*
- *The New Ocean Book*
- *The Fossil Book*
- *The Cave Book*
- *The Geology Book*
- *The Ecology Book*
- *The Mineral Book*
- *The New Weather Book*

Learn more at <https://www.masterbooks.com/wonders-of-creation-9-book-set> and find our companion notebooks at <https://dailyskillbuilding.com/product-category/master-books-wonders-of-creation-companion-notebook-series/>.



The Archaeology Student Notebook

Unit One: What Archaeology is All About

Vocabulary

Your vocabulary words for this unit are below. Look up each word using the glossary at the back of *The Archaeology Book*, the bonus vocabulary word glossary at the end of this book, or the Internet, with a parent's permission.

accession year

AD

archaeology

artifact

BC

carbon dating

ceramic

The Archaeology Student Notebook

Why Study Archaeology?

Read pages 6-7 of *The Archaeology Book* and answer the questions with what you learn.

What are two of the things archaeology can show us?

1. _____

2. _____

What are some of the details of the lives of people who lived in the past that archaeology can show us?

_____	_____
_____	_____
_____	_____

What do the letters archaeologists use in their system of dating mean?

BC: _____


AD: _____

What do the parts of the word *archaeology* mean?

arche: _____

logos: _____

Draw a picture of something you think you'd like to find on an archaeological dig.



The Archaeology Student Notebook


Record your answers to the Reflections questions on page 7 of *The Archaeology Book*.

How do archaeologists know what life was like in the past? _____

What clues can be found, and where do they look for those clues? _____

Why can a tiny piece of broken pottery tell us more about history than gold or treasure can?

Draw a picture of a treasure you'd like to find.



The Archaeology Student Notebook

Cities, Pottery, and Coins

Read pages 8-12 and "Why Study Coins?" on page 13 of *The Archaeology Book* and answer the questions with what you learned.

In the pre-Christian era, what were most cities built on? _____

How did those places rise over time? _____


What is the final hill called? _____

Why were most Roman cities built on plains? _____

What kinds of tools are used to dig for artifacts? _____

What kinds of tools are never used? _____

Illustrate some of the ways places could rise.



The Archaeology Student Notebook

What were the advantages to building a city on a hill?

1. _____

2. _____

3. _____

Copy Matthew 7:24-27 in your best handwriting.

"Everyone then who hears these words of mine and does them will be like a wise man who built his house on the rock. And the rain fell, and the floods came, and the winds blew and beat on that house, but it did not fall, because it had been founded on the rock. And everyone who hears these words of mine and does not do them will be like a foolish man who built his house on the sand. And the rain fell, and the floods came, and the winds blew and beat against that house, and it fell, and great was the fall of it."
Matthew 7:24-27

The Archaeology Student Notebook

What types of pottery fragments can be the most helpful? _____

What does finding the letters LMLK on a jar handle mean? _____

Illustrate pottery from the four periods discussed on page 12. Record information about the type of pottery made during that time (you do not need to record the dates).


Early Bronze	
Middle Bronze	
Late Bronze	

The Archaeology Student Notebook

What is carbon dating? _____

Why is it unreliable? _____

Draw a diagram of how carbon dating works.




The Archaeology Student Notebook

List the Seven Wonders of the Ancient World:

_____	_____
_____	_____
_____	_____

Choose one of the artifacts or sites shown on pages 26-27. Draw and label it below.



What evidence has been found that indicates the Egyptians used Israelite slaves?

Why was King Tut's father hated? Who was he? _____

The Archaeology Student Notebook

Ur and the Sumerians

Read pages 36-41 of *The Archaeology Book* and answer the questions with what you learn.

Where did the people who settled Ur come from? _____

Who led the 1922 excavations, and what was the location called? _____

What three types of writing material are described on page 37?

1. _____

2. _____

3. _____

Illustrate the types of writing materials shown and record information about each type.

papyrus	
vellum	

The Archaeology Student Notebook

Now that you've completed Chapter Five, how would you answer the "Big 5" questions found on page 36?

Who was the last great king of Assyria? _____

What was found in the palace of Ashur-Bani-Pal? _____

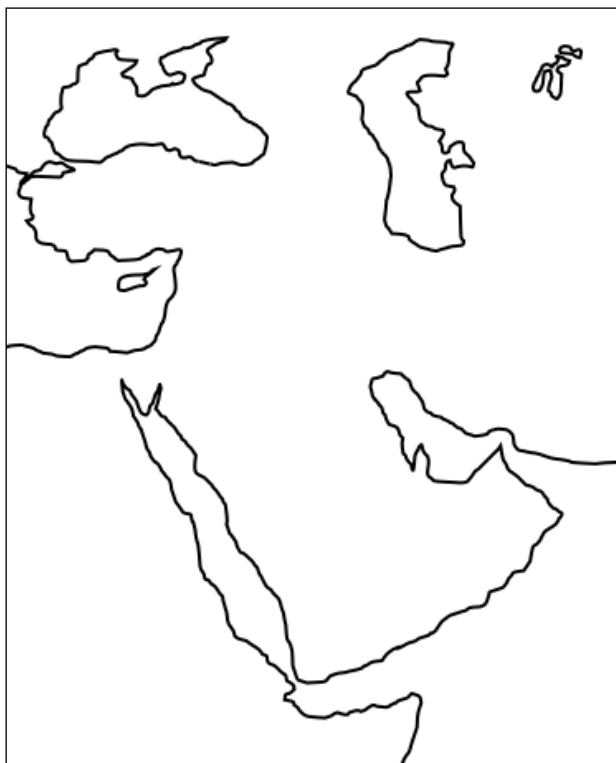
Where did Layard learn the Persian language? _____

Why did Layard and Mitford separate for a time? _____

How can some discrepancies in archaeological discoveries be resolved? _____

Draw the cities shown on page 42 on the map by putting the number for each city in the correct location.

- | | |
|---------------|-------------|
| 1. Tarsus | 8. Kalhu |
| 2. Sidon | 9. Ashur |
| 3. Tyer | 10. Babylon |
| 4. Jerusalem | 11. Susa |
| 5. Haran | 12. Larsa |
| 6. Carchemish | 13. Ur |
| 7. Nineveh | |



The Archaeology Student Notebook

accession year

Unit 1: What Archaeology Is All About

AD

Unit 1: What Archaeology Is All About

archaeology

Unit 1: What Archaeology Is All About

artifact

Unit 1: What Archaeology Is All About

The Archaeology Student Notebook

drachma

Unit 2: Land of Egypt

mastabas

Unit 2: Land of Egypt

Nubia

Unit 2: Land of Egypt

amphitheater

Unit 3: The Hittites
